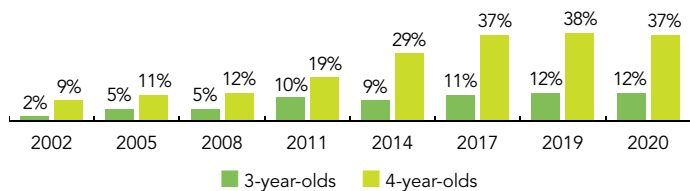
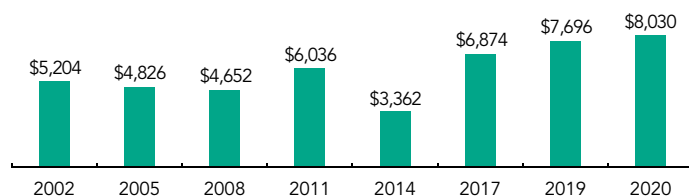


# California

PERCENT OF STATE POPULATION ENROLLED



STATE SPENDING PER CHILD ENROLLED (2020 DOLLARS)



## OVERVIEW

California's two preschool programs together enrolled 242,771 children in 2019-2020, a decrease of 2,843 children from the prior year. State funding for the two programs totaled \$1,949,402,902, up \$59,153,244 (3%), adjusted for inflation, since last year. State spending per child averaged \$8,030 in 2019-2020, up \$334 from 2018-2019, adjusted for inflation. In 2019-2020, state spending per child was \$7,514 for the California State Preschool Program (CSPP) and \$8,755 for the Transitional Kindergarten (TK) Program. California CSPP met 6 of 10 quality standards benchmarks and TK met 3 of 10.

## WHAT'S NEW

California was one of 23 states awarded a three-year PDG B-5 renewal grant for \$13.4 million annually designed to implement the strategic plan developed with the 2018 PDG B-5 planning grant.

In Spring 2020, state-funded preschool programs were not required to close unless ordered by a local public health department to prevent COVID-19 exposure, but many programs decided to close in the absence of a public health order. California State Preschool Programs (CSPP) that did physically close were required to provide remote learning opportunities to enrolled children and their families in order to receive reimbursements under their CSPP contracts. Whether or not Transitional Kindergarten (TK) programs provided in-person instruction or remote learning was determined locally.

As of January 1, 2020, CSPP providers in the attendance boundary of public schools with at least 80% of enrolled pupils eligible for Free or Reduced-Price Meals (FRPM) may enroll 4-year-olds who exceed the income criteria after all eligible and interested children are enrolled. As of July 1, 2019 CSPP also increased the income eligibility threshold from 70% to 85% of State Median Income, adjusted for family size, and enabled slightly younger children to enroll in CSPP by changing the age cutoff for CSPP-eligible 3-year-olds. California published its Master Plan for Early Learning and Care (MPELC) in December 2020. The MPELC seeks to promote school readiness by recommending the expansion of a mixed delivery system, increased access for three-year-olds and universal preschool for all four-year-olds.

## BACKGROUND

In 2008, the California State Preschool Program Act created the CSPP by consolidating several early childhood initiatives into one funding stream. CSPP encompasses (1) the CSPP that began in 1965 for children at risk for neglect, abuse, or family violence, or receiving protective services; (2) the 2007 Prekindergarten and Family Literacy Program (PKFLP) which added a literacy component to CSPP; and (3) General Child Care programs.

CSPP provides part- and full-day preschool to 3- and 4-year-olds. In addition to meeting eligibility requirements for CSPP, families are prioritized for full-day services if they have established at least one of the following: employment/seeking employment, education or vocational training, homelessness, or parental incapacity.

CSPP awards funding through a competitive application process to school districts, private and faith-based agencies, Head Start programs, higher education institutions, counties, cities, and tribal organizations. Children must remain eligible throughout the year to receive full-day services but can remain in part-day programs regardless of changes to eligibility. Teachers are required to have California Child Development Associate Teacher Permits, and can receive grants for professional learning. CSPP classrooms receive structured quality observations using the ECERS-R at least once a year.

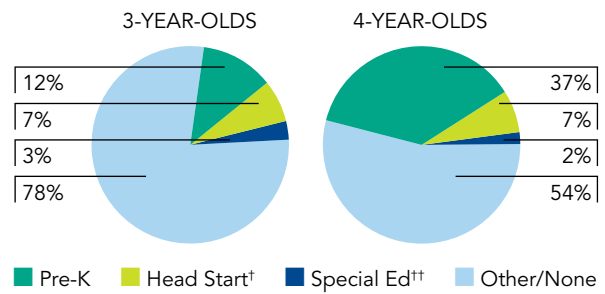
California TK began during the 2012-2013 school year when the kindergarten age eligibility shifted from December 2 to September 1. TK is the first year of a two-year kindergarten program for children born between September 2 and December 2. In June 2015 an amendment to state law allowed children turning 5 years old after December 2 to attend TK at the beginning of the school year, at the discretion of the local educational agency. TK follows kindergarten law for class size, teacher qualifications, program standards, funding, and serving English language learners.

## CALIFORNIA STATE OVERVIEW

### ACCESS

Total state pre-K enrollment .....	242,771
Special education enrollment, ages 3 and 4 .....	49,599
Federally funded Head Start enrollment, ages 3 and 4 .....	69,782
State-funded Head Start enrollment, ages 3 and 4.....	0

### PERCENT OF POPULATION ENROLLED IN PUBLIC ECE

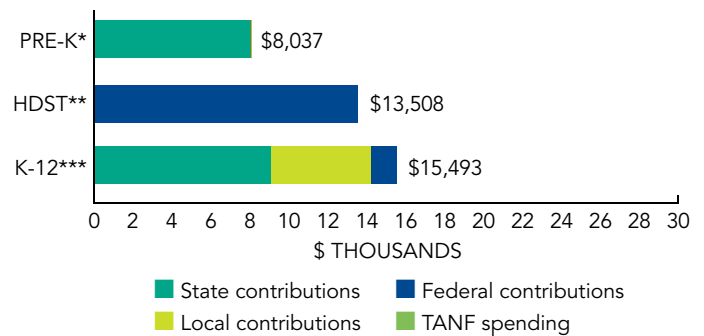


† Some Head Start children may also be counted in state pre-K.  
 †† Estimates children in special education not also enrolled in state pre-K or Head Start.

### RESOURCES

Total state pre-K spending .....	\$1,949,402,902
State Head Start spending .....	\$0
State spending per child enrolled .....	\$8,030
All reported spending per child enrolled* .....	\$8,037

### SPENDING PER CHILD ENROLLED



\* Pre-K programs may receive additional funds from federal or local sources that are not included in this figure.  
 \*\* Head Start per-child spending includes funding only for 3- and 4-year-olds.  
 \*\*\* K-12 expenditures include capital spending as well as current operating expenditures.

ACCESS RANKINGS		RESOURCE RANKINGS		TOTAL BENCHMARKS MET
4-YEAR-OLDS	3-YEAR-OLDS	STATE SPENDING	ALL REPORTED SPENDING	
15	9	8	18	4.8

Beginning in the 2018-2019 school year, CSPP- and TK-enrolled children can be served in the same classroom. Classrooms consisting of commingled CSPP and TK children are intended to support student transition, allow school districts and charter schools to braid funding streams, and support the overall quality of the programs by requiring that standards from both programs are met.

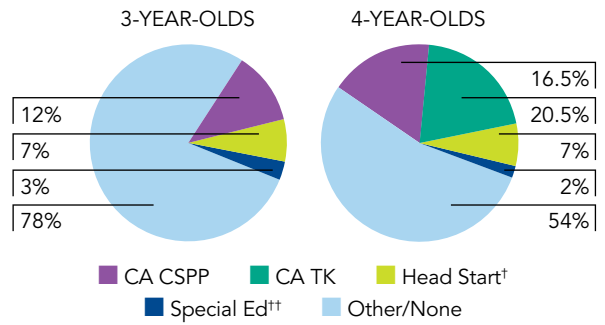
California's overall support for state-funded preschool, including enrollment and funding for both CSPP and TK, is depicted in the first two pages of this state profile. The third page focuses solely on CSPP and the fourth page provides information on TK.

# CALIFORNIA STATE PRESCHOOL PROGRAM (CSPP)

## ACCESS

Total state pre-K enrollment.....	141,919
School districts that offer state program.....	98% (counties)
Income requirement.....	85% SMI
Minimum hours of operation.....	3 hours/day; 5 days/week
Operating schedule.....	175 days/year

## PERCENT OF POPULATION ENROLLED IN PUBLIC ECE



† Some Head Start children may also be counted in state pre-K.  
 †† Estimates children in special education not also enrolled in state pre-K or Head Start.

## QUALITY STANDARDS CHECKLIST

POLICY	CA CSPP REQUIREMENT	BENCHMARK	REQUIREMENT MEETS BENCHMARK?
Early learning & development standards	Comprehensive, aligned, supported, culturally sensitive	<b>Comprehensive, aligned, supported, culturally sensitive</b>	<input checked="" type="checkbox"/>
Curriculum supports	Approval process & supports	<b>Approval process &amp; supports</b>	<input checked="" type="checkbox"/>
Teacher degree	California Child Development Associate Teacher Permit	<b>BA</b>	<input type="checkbox"/>
Teacher specialized training	ECE, CD	<b>Specializing in pre-K</b>	<input checked="" type="checkbox"/>
Assistant teacher degree	HSD	<b>CDA or equivalent</b>	<input type="checkbox"/>
Staff professional development	105 hours/5 years; PD plans (some teachers)	<b>For teachers &amp; assistants: At least 15 hours/year; individual PD plans; coaching</b>	<input type="checkbox"/>
Maximum class size	No limit (3- & 4-year-olds)	<b>20 or lower</b>	<input type="checkbox"/>
Staff-child ratio	1:8 (3- & 4-year-olds)	<b>1:10 or better</b>	<input checked="" type="checkbox"/>
Screening & referral	Vision, hearing, health & more	<b>Vision, hearing &amp; health screenings; &amp; referral</b>	<input checked="" type="checkbox"/>
Continuous quality improvement system	Structured classroom observations; Data used for program improvement	<b>Structured classroom observations; data used for program improvement</b>	<input checked="" type="checkbox"/>

For more information about the benchmarks, see the Executive Summary and Roadmap to State Profile Pages.

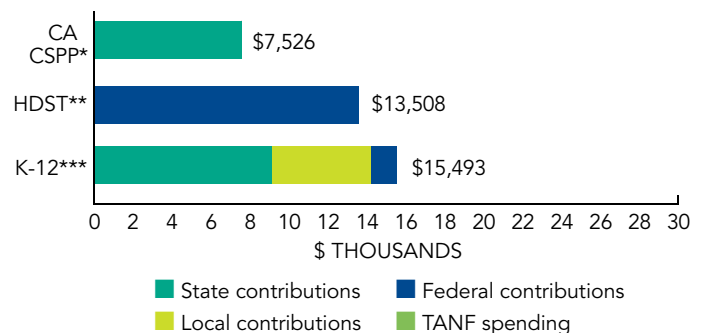
6

## RESOURCES

Total state pre-K spending.....	\$1,066,402,902
Local match required?.....	No
State spending per child enrolled.....	\$7,514
All reported spending per child enrolled*.....	\$7,526

\* Pre-K programs may receive additional funds from federal or local sources that are not included in this figure.  
 \*\* Head Start per-child spending includes funding only for 3- and 4-year-olds.  
 \*\*\* K-12 expenditures include capital spending as well as current operating expenditures.

## SPENDING PER CHILD ENROLLED

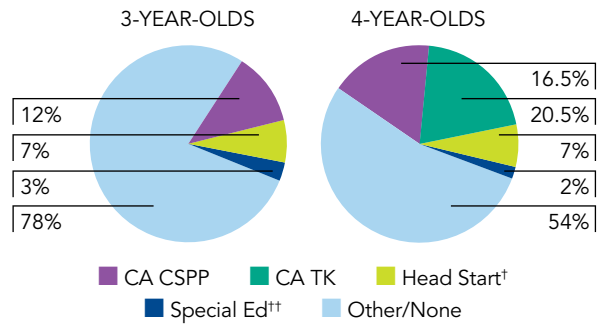


# CALIFORNIA TRANSITIONAL KINDERGARTEN (TK)

## ACCESS

Total state pre-K enrollment ..... 100,852  
 School districts that offer state program ..... 100% (counties)  
 Income requirement ..... No income requirement  
 Minimum hours of operation ..... 3 hours/day; 5 days/week  
 Operating schedule ..... School or academic year (175 to 180 days/year)

## PERCENT OF POPULATION ENROLLED IN PUBLIC ECE



† Some Head Start children may also be counted in state pre-K.  
 †† Estimates children in special education not also enrolled in state pre-K or Head Start.

## QUALITY STANDARDS CHECKLIST

POLICY	CA TK REQUIREMENT	BENCHMARK	REQUIREMENT MEETS BENCHMARK?
Early learning & development standards	Comprehensive, aligned, supported, culturally sensitive	<b>Comprehensive, aligned, supported, culturally sensitive</b>	<input checked="" type="checkbox"/>
Curriculum supports	Approval process & supports	<b>Approval process &amp; supports</b>	<input checked="" type="checkbox"/>
Teacher degree	BA	<b>BA</b>	<input checked="" type="checkbox"/>
Teacher specialized training	ECE, CD, Elem. Ed.	<b>Specializing in pre-K</b>	<input type="checkbox"/>
Assistant teacher degree	HSD	<b>CDA or equivalent</b>	<input type="checkbox"/>
Staff professional development	PD plans (some teachers); Coaching (some teachers)	<b>For teachers &amp; assistants: At least 15 hours/year; individual PD plans; coaching</b>	<input type="checkbox"/>
Maximum class size	33 (4-year-olds)	<b>20 or lower</b>	<input type="checkbox"/>
Staff-child ratio	1:33 (4-year-olds)	<b>1:10 or better</b>	<input type="checkbox"/>
Screening & referral	Vision, hearing & health screenings (by 1st grade)	<b>Vision, hearing &amp; health screenings; &amp; referral</b>	<input type="checkbox"/>
Continuous quality improvement system	None	<b>Structured classroom observations; data used for program improvement</b>	<input type="checkbox"/>

For more information about the benchmarks, see the Executive Summary and Roadmap to State Profile Pages.

3

## RESOURCES

Total state pre-K spending ..... \$883,000,000  
 Local match required? ..... No  
 State spending per child enrolled ..... \$8,755  
 All reported spending per child enrolled\* ..... \$8,755

\* Pre-K programs may receive additional funds from federal or local sources that are not included in this figure.  
 \*\* Head Start per-child spending includes funding only for 3- and 4-year-olds.  
 \*\*\* K-12 expenditures include capital spending as well as current operating expenditures.

## SPENDING PER CHILD ENROLLED

