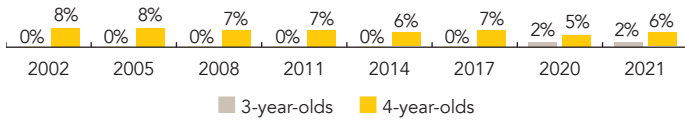
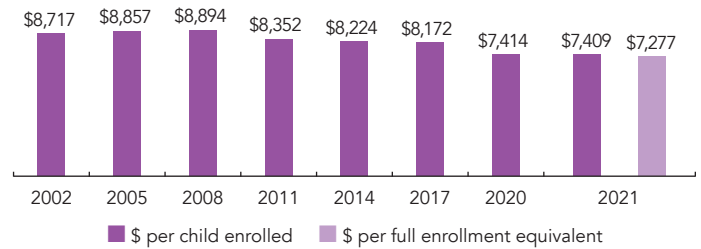


Delaware

PERCENT OF STATE POPULATION ENROLLED



STATE SPENDING PER CHILD ENROLLED (2021 DOLLARS)



OVERVIEW

During the 2020-2021 school year, as the COVID-19 pandemic continued, Delaware preschool enrolled 830 children, a decrease of 15 from the prior year. State funding totaled \$6,149,300, down \$115,482 (2%), adjusted for inflation, since last year. State spending per child equaled \$7,409 in 2020-2021, down \$5 from 2019-2020, adjusted for inflation. Delaware met 9 of 10 quality standards benchmarks.

WHAT'S NEW

Due to the COVID-19 pandemic, the 2020-2021 school year began and ended with a mix of remote learning and physically open preschool classrooms. During that time, all Stars (QRIS) verification visits were suspended. Therefore, programs did not receive structured external observations aside from their resumed Office of Child Care Licensing monitoring visits. In 2020-2021 Delaware provided enhanced reimbursement payments to programs receiving Purchase of Care (state subsidy). Programs could use those dollars on strategies to recruit and retain teachers. However, this was not a program specific to Delaware Early Childhood Assistance Program (ECAP); all early childhood programs were eligible.

BACKGROUND

The Delaware Early Childhood Assistance Program (ECAP) began in 1994, providing comprehensive early learning services for 4-year-olds eligible for the federal Head Start program. Eligibility expanded to 3-year-olds in 2017-2018.

Modeled after the federal Head Start program, ECAP requires participating programs to follow required federal Head Start Program Performance Standards. Per these standards, ten percent of enrollment slots are reserved for children with disabilities; the majority of participating children must live in families with incomes at or below 100% FPL. Since the reauthorization of the federal Head Start program in 2007, up to 35% of enrolled children may live in households up to 130% of FPL.

ECAP awards are available to private and public child care programs, such as for-profit child care, Head Start agencies, public schools, community-based organizations, and faith-based centers through a Request for Proposal process. Contracts for funded ECAP seats are determined based on Community Needs Assessment Data.

In 2012, Delaware began requiring all ECAP programs to participate in Delaware Stars, the state quality rating and improvement system (QRIS) for early childhood programs. All ECAP programs are required to maintain at least a Star 4 out of 5 rating.

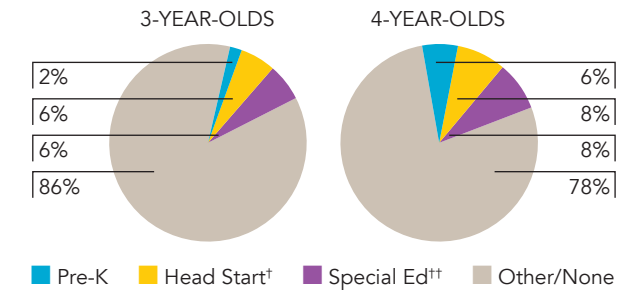
ACCESS RANKINGS		RESOURCE RANKINGS		TOTAL BENCHMARKS MET
4-YEAR-OLDS	3-YEAR-OLDS	STATE SPENDING	ALL REPORTED SPENDING	
40	25	13	21	9

DELAWARE EARLY CHILDHOOD ASSISTANCE PROGRAM (ECAP)

ACCESS

Total state pre-K enrollment	830
School districts that offer state program	100% (counties)
Income requirement	100% FPL
Minimum hours of operation	3.5 hours/day; 5 days/week
Operating schedule	Minimum 160 days/year
Special education enrollment, ages 3 and 4	1,797
Federally funded Head Start enrollment, ages 3 and 4	1,333
State-funded Head Start enrollment, ages 3 and 4	180

PERCENT OF POPULATION ENROLLED IN PUBLIC ECE



† Some Head Start children may also be counted in state pre-K.
 ** Estimates children in special education not also enrolled in state pre-K or Head Start.

QUALITY STANDARDS CHECKLIST

POLICY	DE PRE-K REQUIREMENT	BENCHMARK	REQUIREMENT MEETS BENCHMARK?
Early learning & development standards	Comprehensive, aligned, supported, culturally sensitive	Comprehensive, aligned, supported, culturally sensitive	<input checked="" type="checkbox"/>
Curriculum supports	Approval process & supports	Approval process & supports	<input checked="" type="checkbox"/>
Teacher degree	BA (public); At least AA with 50% BA (nonpublic)	BA	<input type="checkbox"/>
Teacher specialized training	ECE, CD, ECE SpEd	Specializing in pre-K	<input checked="" type="checkbox"/>
Assistant teacher degree	Working towards CDA or equivalent	CDA or equivalent	<input checked="" type="checkbox"/>
Staff professional development	90 hours/5 years (public teachers); 18 hours/year (nonpublic teachers & assistants); 15 hours/year (public assistants); PD plans; Coaching	For teachers & assistants: At least 15 hours/year; individual PD plans; coaching	<input checked="" type="checkbox"/>
Maximum class size	17 (3-year-olds); 20 (4-year-olds)	20 or lower	<input checked="" type="checkbox"/>
Staff-child ratio	2:17 (3-year-olds); 1:10 (4-year-olds)	1:10 or better	<input checked="" type="checkbox"/>
Screening & referral	Vision, hearing, health & more	Vision, hearing & health screenings; & referral	<input checked="" type="checkbox"/>
Continuous quality improvement system	Structured classroom observations; Data used for program improvement	Structured classroom observations; data used for program improvement	<input checked="" type="checkbox"/>

For more information about the benchmarks, see the Executive Summary and Roadmap to State Profile Pages.

9

RESOURCES

Total state pre-K spending	\$6,149,300
Local match required?	No
State Head Start spending	Not reported
State spending per child enrolled	\$7,409
All reported spending per child enrolled*	\$7,409

* Pre-K programs may receive additional funds from federal or local sources that are not included in this figure.
 ** Head Start per-child spending includes funding only for 3- and 4-year-olds.
 *** K-12 expenditures include capital spending as well as current operating expenditures.

SPENDING PER CHILD ENROLLED

