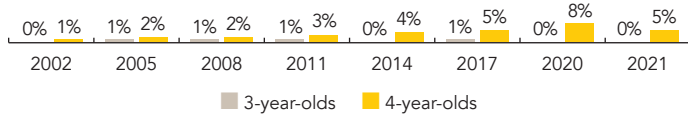
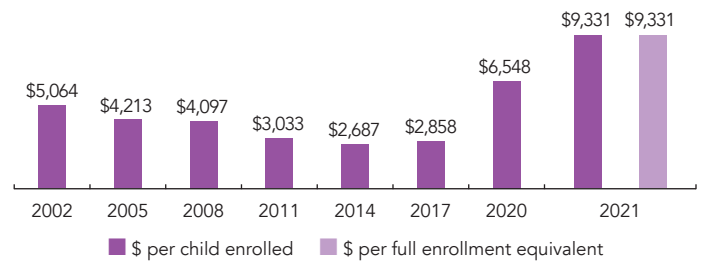


# Nevada

PERCENT OF STATE POPULATION ENROLLED



STATE SPENDING PER CHILD ENROLLED (2021 DOLLARS)



## OVERVIEW

During the 2020-2021 school year, as the COVID-19 pandemic continued, Nevada Ready! State Pre-K enrolled 1,969 children, a decrease of 1,101 children from the prior year. State funding totaled \$12,154,392 and \$6,217,847 in GEERS funding was also used to support state pre-k for a total of \$18,372,239. Funding was down \$1,730,791 (9%), adjusted for inflation, since last year. Spending per child equaled \$9,331 in 2020-2021, up \$2,783 from 2019-2020, adjusted for inflation. This included \$6,173 in state spending per child and \$3,158 per child from GEERS. It should be noted that the spending per child increase was due to the lower enrollment as a result of the pandemic. Nevada met 5 of 10 quality standards benchmarks.

## WHAT'S NEW

There was a mix of in-person and remote instruction when the 2020-2021 school year began. The State received \$6,217,847 in GEERS funding that was used for preschool and included in the state funding amount.

Some sub-grantees reduced hours in order to provide safe learning environments resulting from the pandemic. The Kindergarten Entry Assessment (KEA) requirement was waived in 2020-2021 due to COVID-19 because the assessment could not be administered remotely. However its use returned to normal in 2021-2022. In 2020-2021, funds were continued to support Nevada Ready! State Pre-K programs to participate in QRIS, but coaching was very limited due to the pandemic, and there were no formal observations.

## BACKGROUND

The Nevada Ready! State Pre-K (formerly known as the Nevada State Pre-Kindergarten Program) began in 2001. Programs operate in both community-based organizations and school districts. During 2020-2021, nearly 75% of enrolled children were served in programs operated by their local school districts, with 65% of school districts providing Nevada Ready! State PreK funded programs or classrooms. The Office of Early Learning and Development (OELD) within the Nevada Department of Education (NDE) is responsible for administering multiple early childhood state and federal funding sources including State Pre-K. Beginning in 2019-2020, pre-K funds were no longer awarded through competitive grants but were instead distributed to existing school districts or programs based on the previous year's final expenditures.

Pre-K enrollment preference is given to 4- and 5-year-olds that are not eligible to attend kindergarten the following year. Districts and programs determine eligibility based on highest need, which can include children from low-income families, those who are homeless, English Language Learners, or children receiving special education services. Nevada State Pre-Kindergarten program eligibility is set at 200% of FPL based on previous Preschool Development Grant (PDG) requirements. Programs are able to serve other children that do not meet the income requirement if there are not income eligible children on the waiting list and/or if they are braiding funds.

In previous years, federal PDG funds were used to support structured classrooms observations. With the ending of this funding source, in 2019-2020 Nevada ceased observations through its quality rating and improvement system (QRIS).

| ACCESS RANKINGS |             |
|-----------------|-------------|
| 4-YEAR-OLDS     | 3-YEAR-OLDS |
| 41              | None Served |

| RESOURCE RANKINGS |                       |
|-------------------|-----------------------|
| STATE SPENDING    | ALL REPORTED SPENDING |
| 6                 | 11                    |

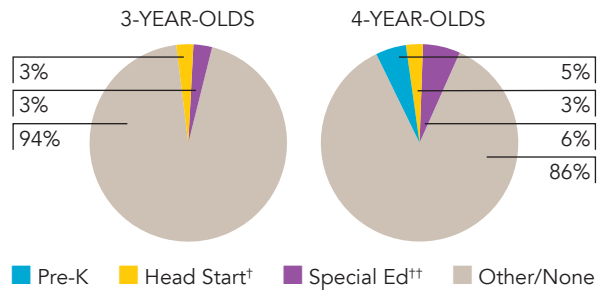
| TOTAL BENCHMARKS MET |
|----------------------|
| 5                    |

# NEVADA READY! STATE PRE-K

## ACCESS

|  |                              |
|--|------------------------------|
| Total state pre-K enrollment .....                         | 1,969                        |
| School districts that offer state program .....            | 65% (LEAs)                   |
| Income requirement .....                                   | 200% FPL                     |
| Minimum hours of operation .....                           | 5 hours/day or 25 hours/week |
| Operating schedule .....                                   | Determined locally           |
| Special education enrollment, ages 3 and 4 .....           | 3,795                        |
| Federally funded Head Start enrollment, ages 3 and 4 ..... | 2,370                        |
| State-funded Head Start enrollment, ages 3 and 4 .....     | 0                            |

## PERCENT OF POPULATION ENROLLED IN PUBLIC ECE



† Estimates children in Head Start not also enrolled in state pre-K.  
 †† Estimates children in special education not also enrolled in state pre-K or Head Start.

## QUALITY STANDARDS CHECKLIST

| POLICY                                 | NV PRE-K REQUIREMENT   | BENCHMARK   | REQUIREMENT MEETS BENCHMARK?        |
|--|--|---|-------------------------------------|
| Early learning & development standards | Comprehensive, aligned, supported, culturally sensitive            | <b>Comprehensive, aligned, supported, culturally sensitive</b>                              | <input checked="" type="checkbox"/> |
| Curriculum supports                    | Approval process & supports  | <b>Approval process &amp; supports</b>  | <input checked="" type="checkbox"/> |
| Teacher degree                         | BA (waiver if enrolled in TEACH)                                   | <b>BA</b>   | <input type="checkbox"/>            |
| Teacher specialized training           | ECE  | <b>Specializing in pre-K</b>  | <input checked="" type="checkbox"/> |
| Assistant teacher degree               | HSD  | <b>CDA or equivalent</b>  | <input type="checkbox"/>            |
| Staff professional development         | 6 credit hours/5 years (public schools): 24 hours/year (nonpublic) | <b>For teachers &amp; assistants: At least 15 hours/year; individual PD plans; coaching</b> | <input type="checkbox"/>            |
| Maximum class size                     | 20 (4-year-olds)   | <b>20 or lower</b>  | <input checked="" type="checkbox"/> |
| Staff-child ratio                      | 1:10 (4-year-olds)   | <b>1:10 or better</b>   | <input checked="" type="checkbox"/> |
| Screening & referral                   | Developmental; Referrals   | <b>Vision, hearing &amp; health screenings; &amp; referral</b>                              | <input type="checkbox"/>            |
| Continuous quality improvement system  | None   | <b>Structured classroom observations; data used for program improvement</b>                 | <input type="checkbox"/>            |

For more information about the benchmarks, see the Executive Summary and Roadmap to State Profile Pages.

5

## RESOURCES

|   |              |
|---|--------------|
| Total state pre-K spending .....                | \$18,372,239 |
| Local match required? .....                     | No           |
| State Head Start spending .....                 | \$0          |
| State spending per child enrolled .....         | \$9,331      |
| All reported spending per child enrolled* ..... | \$9,331      |

\* Pre-K programs may receive additional funds from federal or local sources that are not included in this figure.  
 \*\* Head Start per-child spending includes funding only for 3- and 4-year-olds.  
 \*\*\* K-12 expenditures include capital spending as well as current operating expenditures.

## SPENDING PER CHILD ENROLLED

