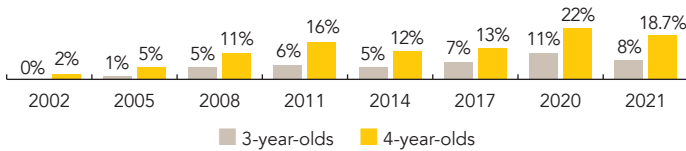
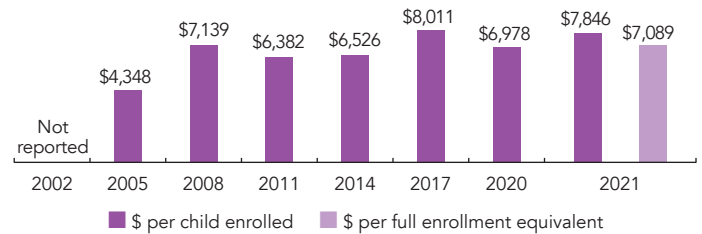


Pennsylvania

PERCENT OF STATE POPULATION ENROLLED



STATE SPENDING PER CHILD ENROLLED (2021 DOLLARS)



OVERVIEW

During the 2020-2021 school year, as the COVID-19 pandemic continued, Pennsylvania preschool enrolled 40,562 children, a decrease of 8,187 children from the prior year. State funding totaled \$318,254,011, down \$21,914,574 (6%), adjusted for inflation, since last year. State spending per child equaled \$7,846 in 2020-2021, up \$868 from 2019-2020, adjusted for inflation. Pennsylvania met an average of 6.8 quality standards benchmarks.

WHAT'S NEW

There was a mix of in-person and remote instruction when the 2020-2021 school year began. The State received \$9 million in CARES funding that was available to support preschool from March 2020 through November 2020. School districts received additional funding (ARP, ESSER) but it is unknown exactly how preschool programs may have benefited from these funds.

Classroom observations could be conducted virtually in the Head Start Supplemental Assistance Program (PAHSSAP) and the Pennsylvania Pre-K Counts Program (PAPKC) in 2020-2021. This policy continued through 2021-2022.

Starting in 2021, all Pennsylvania pre-kindergarten programs could submit flexible instruction plans to provide fluidity in programs due to changing needs (i.e., pandemic related or others). Three of Pennsylvania's preschool programs received additional state funding for 2021-2022: \$25 million for the PAPKC; \$20 million for the Ready to Learn (RTL) Block Grant; and \$5 million was added to the state's PAHSSAP budget.

BACKGROUND

The Pennsylvania Department of Education oversees and conducts fiscal monitoring for four pre-kindergarten programs: PAPKC, PAHSSAP, RTL, and Pennsylvania Kindergarten for Four-Year-Olds and School-Based Pre-K (K4 and SBPK).

RTL (formerly known as the Education Accountability Block Grant Program) is the smallest program of Pennsylvania's four pre-K programs. Launched in 2004, this program is funded through the school aid formula with 75% of funds targeted to children who have not achieved proficiency on the PA System for School Assessment test. School districts may opt to offer this program or choose from a list of other services.

PAHSSAP, launched in 2004, is the second largest program, and provides extended-day services for children attending federally funded Head Start programs, as well as additional Head Start slots. Programs must meet federal Head Start Performance Standards and programs in child care centers must participate in the Pennsylvania quality rating and improvement system (QRIS). PAHSSAP programs are required to use CLASS, ECERS, or another locally selected tool to annually conduct structured observations of classroom quality. The program is monitored and administered by the Office of Child Development and Early Learning (OCDEL), which is accountable to the Pennsylvania Departments of Education and Human Services.

K4 and SBPK, the longest-running of the state's pre-K programs, are financed through the state's general fund. K4 launched in the 1990s as "kindergarten for 4-year-olds" and funding is now available to any districts wishing to offer the programs, but enrollment is low. Policy decisions are decentralized to the local school district level.

PAPKC enrolls the most children of the four state pre-K programs and is operated in most school districts statewide. The PAPKC programs served 97% of the state's 500 school districts during the 2020-2021 school year. Launched in 2007, specifically to expand access to high quality pre-K programs, can enroll children up to two years before they are eligible for kindergarten. Children living in households with incomes up to 300% FPL are eligible for PAPKC. A variety of programs — Head Start, child care, licensed private academic schools and public school districts — are eligible to apply for funding awarded through competitive grants every five years. Site monitoring is conducted annually by program specialists and programs are required to have an annual ECERS assessment, which may include self-assessments.

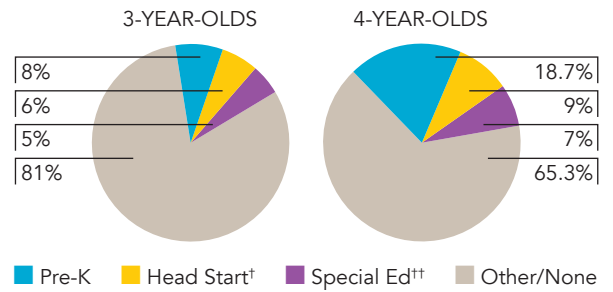
Pennsylvania's overall support for state-funded preschool, including enrollment and funding for all programs, is depicted in the first two pages of this state profile. The third page focuses on RTL, the fourth on PAHSSAP, the fifth on K4/SBPK, and the sixth on PAPKC.

PENNSYLVANIA STATE OVERVIEW

ACCESS

Total state pre-K enrollment	40,562
Special education enrollment, ages 3 and 4	23,961
Federally funded Head Start enrollment, ages 3 and 4	22,452
State-funded Head Start enrollment, ages 3 and 4.....	4,907

PERCENT OF POPULATION ENROLLED IN PUBLIC ECE

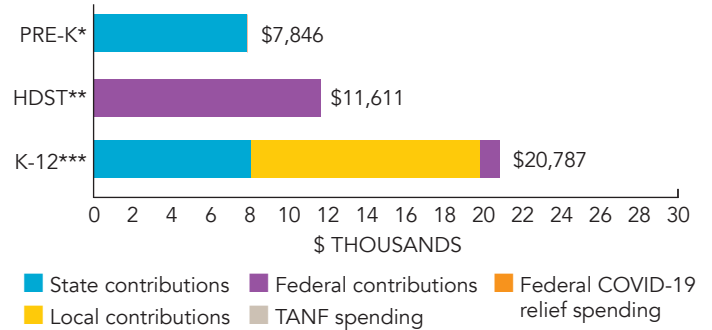


* Some Head Start children may also be counted in state pre-K (RTL and K4 & SBPK).
 ** Estimates children in special education not also enrolled in state pre-K or Head Start.

RESOURCES

Total state pre-K spending	\$318,254,011
State Head Start spending	\$64,173,169
State spending per child enrolled	\$7,846
All reported spending per child enrolled*	\$7,846

SPENDING PER CHILD ENROLLED



* Pre-K programs may receive additional funds from federal or local sources that are not included in this figure.
 ** Head Start per-child spending includes funding only for 3- and 4-year-olds.
 *** K-12 expenditures include capital spending as well as current operating expenditures.

ACCESS RANKINGS	
4-YEAR-OLDS	3-YEAR-OLDS
28	10

RESOURCE RANKINGS	
STATE SPENDING	ALL REPORTED SPENDING
15	22

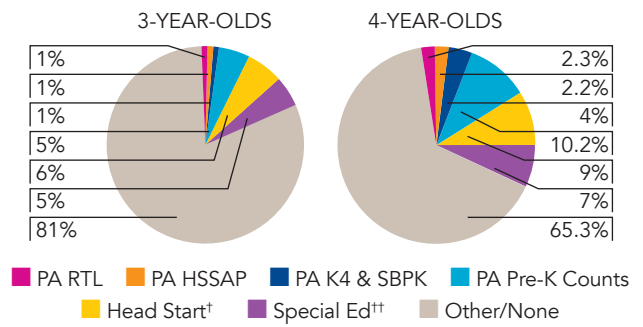
TOTAL BENCHMARKS MET
6.8

PENNSYLVANIA READY TO LEARN BLOCK GRANT

ACCESS

Total state pre-K enrollment.....	4,152
School districts that offer state program.....	3%
Income requirement.....	No income requirement
Minimum hours of operation.....	2.5 hours/day; 5 days/week
Operating schedule.....	School or academic year

PERCENT OF POPULATION ENROLLED IN PUBLIC ECE



† Some Head Start children may also be counted in state pre-K (RTL and K4 & SBPK).
 †† Estimates children in special education not also enrolled in state pre-K or Head Start.

QUALITY STANDARDS CHECKLIST

POLICY	PA RTL REQUIREMENT	BENCHMARK	REQUIREMENT MEETS BENCHMARK?
Early learning & development standards	Comprehensive, aligned, supported, culturally sensitive	Comprehensive, aligned, supported, culturally sensitive	<input checked="" type="checkbox"/>
Curriculum supports	Approval process & supports	Approval process & supports	<input checked="" type="checkbox"/>
Teacher degree	BA (public); AA (nonpublic)	BA	<input type="checkbox"/>
Teacher specialized training	PK-4, B-3	Specializing in pre-K	<input checked="" type="checkbox"/>
Assistant teacher degree	Other	CDA or equivalent	<input type="checkbox"/>
Staff professional development	180 hours/5 years (teachers only); PD plans (new public teachers); Coaching (new public teachers)	For teachers & assistants: At least 15 hours/year; individual PD plans; coaching	<input type="checkbox"/>
Maximum class size	20 (3- & 4-year-olds)	20 or lower	<input checked="" type="checkbox"/>
Staff-child ratio	1:10 (3- & 4-year-olds)	1:10 or better	<input checked="" type="checkbox"/>
Screening & referral	Determined locally	Vision, hearing & health screenings; & referral	<input type="checkbox"/>
Continuous quality improvement system	Observation required for Instructional I certified teachers only; Data used for program improvement	Structured classroom observations; data used for program improvement	<input type="checkbox"/>

For more information about the benchmarks, see the Executive Summary and Roadmap to State Profile Pages.

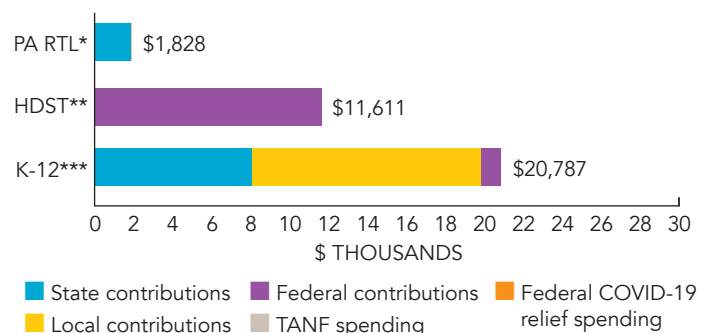


RESOURCES

Total state pre-K spending	\$7,590,940
Local match required?.....	No
State spending per child enrolled	\$1,828
All reported spending per child enrolled*	\$1,828

* Pre-K programs may receive additional funds from federal or local sources that are not included in this figure.
 ** Head Start per-child spending includes funding only for 3- and 4-year-olds.
 *** K-12 expenditures include capital spending as well as current operating expenditures.

SPENDING PER CHILD ENROLLED

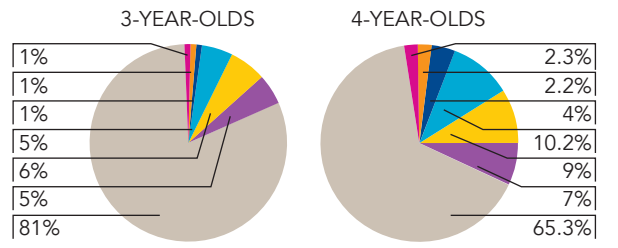


PENNSYLVANIA HEAD START SUPPLEMENTAL ASSISTANCE PROGRAM

ACCESS

Total state pre-K enrollment.....	5,487
School districts that offer state program.....	25%
Income requirement.....	100% FPL
Minimum hours of operation.....	3.5 hours/day
Operating schedule.....	Determined locally

PERCENT OF POPULATION ENROLLED IN PUBLIC ECE



■ PA RTL
 ■ PA HSSAP
 ■ PA K4 & SBPK
 ■ PA Pre-K Counts
 ■ Head Start[†]
■ Special Ed^{††}
■ Other/None

[†] Some Head Start children may also be counted in state pre-K (RTL and K4 & SBPK).
^{††} Estimates children in special education not also enrolled in state pre-K or Head Start.

QUALITY STANDARDS CHECKLIST

POLICY	PA HSSAP REQUIREMENT	BENCHMARK	REQUIREMENT MEETS BENCHMARK?
Early learning & development standards	Comprehensive, aligned, supported, culturally sensitive	Comprehensive, aligned, supported, culturally sensitive	<input checked="" type="checkbox"/>
Curriculum supports	Approval process & supports	Approval process & supports	<input checked="" type="checkbox"/>
Teacher degree	AA	BA	<input type="checkbox"/>
Teacher specialized training	ECE, CD	Specializing in pre-K	<input checked="" type="checkbox"/>
Assistant teacher degree	CDA	CDA or equivalent	<input checked="" type="checkbox"/>
Staff professional development	15 hours/year; PD plans; Coaching	For teachers & assistants: At least 15 hours/year; individual PD plans; coaching	<input checked="" type="checkbox"/>
Maximum class size	20 (3- & 4-year-olds)	20 or lower	<input checked="" type="checkbox"/>
Staff-child ratio	1:10 (3- & 4-year-olds)	1:10 or better	<input checked="" type="checkbox"/>
Screening & referral	Vision, hearing, health & more	Vision, hearing & health screenings; & referral	<input checked="" type="checkbox"/>
Continuous quality improvement system	Structured classroom observations; Data used for program improvement at the local level only	Structured classroom observations; data used for program improvement	<input type="checkbox"/>

For more information about the benchmarks, see the Executive Summary and Roadmap to State Profile Pages.



RESOURCES

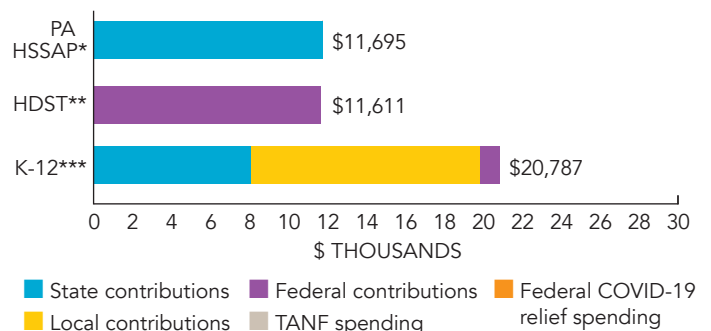
Total state pre-K spending	\$64,173,169
Local match required?.....	No
State spending per child enrolled	\$11,695
All reported spending per child enrolled*	\$11,695

* Pre-K programs may receive additional funds from federal or local sources that are not included in this figure.

** Head Start per-child spending includes funding only for 3- and 4-year-olds.

*** K-12 expenditures include capital spending as well as current operating expenditures.

SPENDING PER CHILD ENROLLED

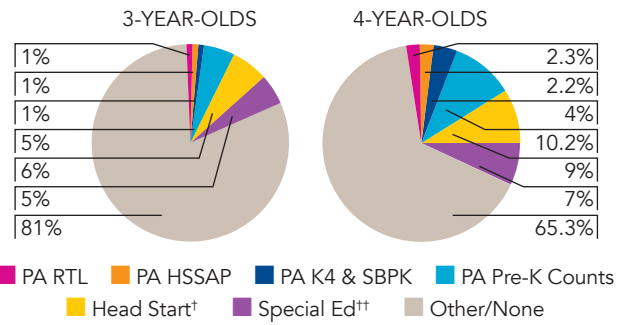


PENNSYLVANIA KINDERGARTEN FOR FOUR-YEAR-OLDS AND SCHOOL-BASED PRE-K

ACCESS

Total state pre-K enrollment.....	7,119
School districts that offer state program.....	20%
Income requirement.....	No income requirement
Minimum hours of operation.....	2.5 hours/day; 5 days/week
Operating schedule.....	School or academic year

PERCENT OF POPULATION ENROLLED IN PUBLIC ECE



† Some Head Start children may also be counted in state pre-K (RTL and K4 & SBPK).
 †† Estimates children in special education not also enrolled in state pre-K or Head Start.

QUALITY STANDARDS CHECKLIST

POLICY	PA K4 & SBPK REQUIREMENT	BENCHMARK	REQUIREMENT MEETS BENCHMARK?
Early learning & development standards	Comprehensive, aligned, supported, culturally sensitive	Comprehensive, aligned, supported, culturally sensitive	<input checked="" type="checkbox"/>
Curriculum supports	Approval process & supports	Approval process & supports	<input checked="" type="checkbox"/>
Teacher degree	BA (public); AA (nonpublic)	BA	<input type="checkbox"/>
Teacher specialized training	PK-4, B-3, K-6 (public); PK-4, B-3 (nonpublic)	Specializing in pre-K	<input type="checkbox"/>
Assistant teacher degree	Other	CDA or equivalent	<input type="checkbox"/>
Staff professional development	180 hours/5 years (SBPK public teachers only); PD plans (new public teachers & some nonpublic teachers & assistants); Coaching (new teachers & some non-public teachers & assistants)	For teachers & assistants: At least 15 hours/year; individual PD plans; coaching	<input type="checkbox"/>
Maximum class size	SBPK: 20 (3- & 4-year-olds); K4: No limit	20 or lower	<input type="checkbox"/>
Staff-child ratio	SBPK: 1:10 (3- & 4-year-olds); K4: No limit	1:10 or better	<input type="checkbox"/>
Screening & referral	Vision, hearing, health & more	Vision, hearing & health screenings; & referral	<input checked="" type="checkbox"/>
Continuous quality improvement system	Observation required for Instructional I certified teachers only; Data used for program improvement	Structured classroom observations; data used for program improvement	<input type="checkbox"/>

For more information about the benchmarks, see the Executive Summary and Roadmap to State Profile Pages.

3

RESOURCES

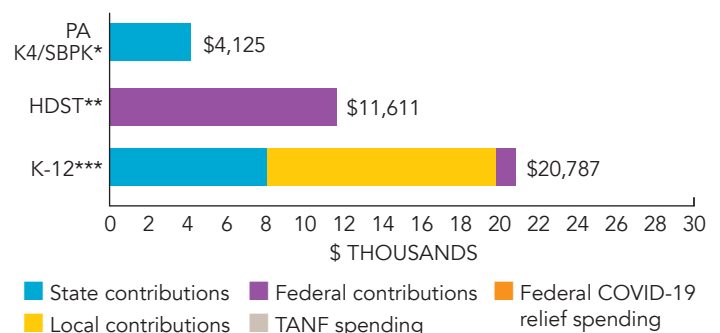
Total state pre-K spending	\$29,366,975
Local match required?.....	No
State spending per child enrolled	\$4,125
All reported spending per child enrolled*	\$4,125

* Pre-K programs may receive additional funds from federal or local sources that are not included in this figure.

** Head Start per-child spending includes funding only for 3- and 4-year-olds.

*** K-12 expenditures include capital spending as well as current operating expenditures.

SPENDING PER CHILD ENROLLED

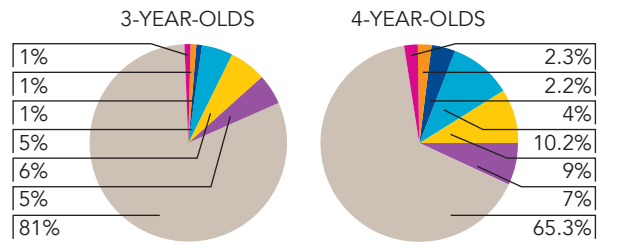


PENNSYLVANIA PRE-K COUNTS

ACCESS

Total state pre-K enrollment.....	23,804
School districts that offer state program.....	97%
Income requirement.....	300% FPL
Minimum hours of operation.....	2.5 hours/day; 5 days/week
Operating schedule.....	School or academic year

PERCENT OF POPULATION ENROLLED IN PUBLIC ECE



■ PA RTL
 ■ PA HSSAP
 ■ PA K4 & SBPK
 ■ PA Pre-K Counts
■ Head Start[†]
■ Special Ed^{††}
■ Other/None

[†] Some Head Start children may also be counted in state pre-K (RTL and K4 & SBPK).
^{††} Estimates children in special education not also enrolled in state pre-K or Head Start.

QUALITY STANDARDS CHECKLIST

POLICY	PA PKC REQUIREMENT	BENCHMARK	REQUIREMENT MEETS BENCHMARK?
Early learning & development standards	Comprehensive, aligned, supported, culturally sensitive	Comprehensive, aligned, supported, culturally sensitive	<input checked="" type="checkbox"/>
Curriculum supports	Approval process & supports	Approval process & supports	<input checked="" type="checkbox"/>
Teacher degree	BA	BA	<input checked="" type="checkbox"/>
Teacher specialized training	PK-4, B-3	Specializing in pre-K	<input checked="" type="checkbox"/>
Assistant teacher degree	Other	CDA or equivalent	<input type="checkbox"/>
Staff professional development	180 hours/5 years (teachers); 24 hours/year (assistants); PD plans (some teachers & assistants); Coaching (new teachers)	For teachers & assistants: At least 15 hours/year; individual PD plans; coaching	<input type="checkbox"/>
Maximum class size	20 (3- & 4-year-olds)	20 or lower	<input checked="" type="checkbox"/>
Staff-child ratio	1:10 (3- & 4-year-olds)	1:10 or better	<input checked="" type="checkbox"/>
Screening & referral	Vision, hearing, health & more	Vision, hearing & health screenings; & referral	<input checked="" type="checkbox"/>
Continuous quality improvement system	Structured classroom observations; Data used for program improvement	Structured classroom observations; data used for program improvement	<input checked="" type="checkbox"/>

For more information about the benchmarks, see the Executive Summary and Roadmap to State Profile Pages.



RESOURCES

Total state pre-K spending	\$217,122,927
Local match required?.....	No
State spending per child enrolled	\$9,121
All reported spending per child enrolled*	\$9,121

* Pre-K programs may receive additional funds from federal or local sources that are not included in this figure.

** Head Start per-child spending includes funding only for 3- and 4-year-olds.

*** K-12 expenditures include capital spending as well as current operating expenditures.

SPENDING PER CHILD ENROLLED

