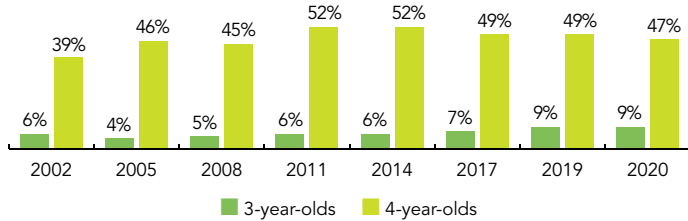
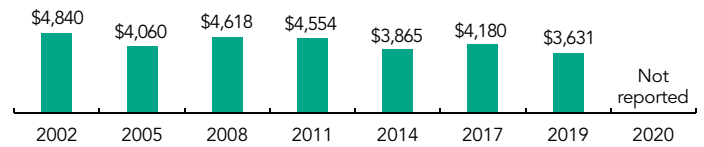


Texas

PERCENT OF STATE POPULATION ENROLLED



STATE SPENDING PER CHILD ENROLLED (2020 DOLLARS)



OVERVIEW

Texas preschool enrolled 231,965 children in 2019-2020, a decrease of 6,956 children from the prior year. Texas did not report spending for the 2019-2020 school year. Texas met 4 of 10 quality standards benchmarks.

WHAT'S NEW

Due to the COVID-19 pandemic, all public preschool programs were physically closed in April 2020, but programs were required to provide remote instruction during the period of closure. To support programs, the state provided guidance on cleaning/disinfecting classrooms, identifying sick children, social distancing, supporting families in encouraging learning at home, supporting families in non-learning matters and supporting children's learning. The state also provided "hold harmless" funding for the remainder of the 2019-20 school year and also for at least the first several months of the 2020-21 school year for programs serving children in person.

Starting in the 2020, programs serving at least 15 eligible four-year-olds were required to transition to full-day services, while programs serving three-year-olds had the option continue to provide half-day. Some programs were granted a waiver from providing full-day for four-year-olds while additional facilities were identified.

BACKGROUND

In 1985, Texas began funding half-day prekindergarten for eligible 4-year-olds through the Texas Public School Prekindergarten program. Currently, districts with 15 or more eligible 4-year-olds are required to offer prekindergarten. Districts with 15 or more eligible 3-year-olds can also offer prekindergarten, but are not required to do so. The Texas Education Agency (TEA) Early Childhood Education Division oversees the free program in school districts and open-enrollment charter schools, and school districts are permitted to subcontract with nonpublic preschools to serve eligible children.

Students are eligible to participate in the Texas Public School Prekindergarten program if they meet at least one of the following conditions: qualify for free or reduced-price lunch (185% of FPL), are homeless, are in foster care, have a parent on active military duty or who was injured or killed on active duty, are unable to speak or comprehend English, and/or have a parent eligible for the Star of Texas Award.

In 2019, Texas used PDG B-5 funding to conduct a statewide 0-5 needs assessment, develop a statewide 0-5 strategic plan, increase parental choice and knowledge, share best practices and improve overall quality of care. This work was led by the PDG team and the Texas Early Learning Council. Also in 2019, House Bill (HB) 3 was passed by the 86th Texas Legislature and signed into law by Governor Abbott on June 11, 2019. HB 3 impacts districts and open-enrollment charter schools serving pre-K through third grade students by addressing early education allotment, full-day high-quality pre-K for eligible 4-year-olds, expanded early education reporting, early learning progress monitoring tools (single K assessment with one alternative available), and early childhood partnerships.

The Children's Learning Institute at the University of Texas-Health Science Center, in partnership with the TEA and Texas Workforce Commission, has developed a comprehensive professional development platform for early childhood educators that is free to all public school teachers, Head Start programs, families and child care providers.

ACCESS RANKINGS		RESOURCE RANKINGS		TOTAL BENCHMARKS MET
4-YEAR-OLDS	3-YEAR-OLDS	STATE SPENDING	ALL REPORTED SPENDING	
10	13	33*	37*	4

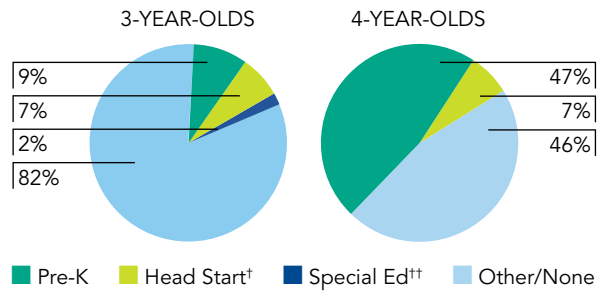
* Texas did not report spending for the 2019-2020 school year so it was estimated based on 2018-2019 reported data.

TEXAS PUBLIC SCHOOL PREKINDERGARTEN

ACCESS

Total state pre-K enrollment	231,965
School districts that offer state program	79%
Income requirement	185% FPL
Minimum hours of operation	32,400 minutes/year; 5 days/week
Operating schedule	School or academic year
Special education enrollment, ages 3 and 4	31,181
Federally funded Head Start enrollment, ages 3 and 4	59,325
State-funded Head Start enrollment, ages 3 and 4	0

PERCENT OF POPULATION ENROLLED IN PUBLIC ECE



† Some Head Start children may also be counted in state pre-K.
 †† Estimates children in special education not also enrolled in state pre-K or Head Start.

QUALITY STANDARDS CHECKLIST

POLICY	TX PRE-K REQUIREMENT	BENCHMARK	REQUIREMENT MEETS BENCHMARK?
Early learning & development standards	Comprehensive, aligned, supported, culturally sensitive	Comprehensive, aligned, supported, culturally sensitive	<input checked="" type="checkbox"/>
Curriculum supports	Approval process	Approval process & supports	<input type="checkbox"/>
Teacher degree	BA	BA	<input checked="" type="checkbox"/>
Teacher specialized training	P-6	Specializing in pre-K	<input checked="" type="checkbox"/>
Assistant teacher degree	HSD	CDA or equivalent	<input type="checkbox"/>
Staff professional development	30 hours/year (teachers only); PD plans (teachers only); Coaching (some teachers only)	For teachers & assistants: At least 15 hours/year; individual PD plans; coaching	<input type="checkbox"/>
Maximum class size	No limit (3- & 4-year-olds)	20 or lower	<input type="checkbox"/>
Staff-child ratio	No limit (3- & 4-year-olds)	1:10 or better	<input type="checkbox"/>
Screening & referral	Vision, hearing, immunizations	Vision, hearing & health screenings; & referral	<input checked="" type="checkbox"/>
Continuous quality improvement system	Structured classroom observations; Data used for program improvement at the local level only	Structured classroom observations; data used for program improvement	<input type="checkbox"/>

For more information about the benchmarks, see the Executive Summary and Roadmap to State Profile Pages.

4

RESOURCES

Total state pre-K spending	Not reported
Local match required?	No
State Head Start spending	\$0
State spending per child enrolled	Not reported
All reported spending per child enrolled*	Not reported

* Pre-K programs may receive additional funds from federal or local sources that are not included in this figure.
 ** Head Start per-child spending includes funding only for 3- and 4-year-olds.
 *** K-12 expenditures include capital spending as well as current operating expenditures.

SPENDING PER CHILD ENROLLED

